












**DOOR ACCESSORIES**

Product No.	Product	Description
IVCOR7G-US26D		<p><b>COR7G - 7" Projection</b></p> <ul style="list-style-type: none"> <li>• Use on pairs of doors with astragal on active door up to 4'</li> <li>• With astragal, inactive door up to 3' 4"</li> <li>• With astragals, both doors up to 2' 10"</li> </ul>
IVCOR9G-US26D		<p><b>COR9G - 9" Projection</b></p> <ul style="list-style-type: none"> <li>• Use on pairs of doors with astragal on active door over 4'</li> <li>• With astragal, inactive door over 3' 4"</li> <li>• With astragals, both doors over 2' 10"</li> </ul>
IVFB31P-12-MD-US32D	 <p>FB31P</p> <p>FB458</p>	<p><b>FB31P Pair - Top and Bottom Bolts / Automatic Flush Bolts – Metal Doors</b></p> <ul style="list-style-type: none"> <li>• Both bolts are nonhanded, but are not identical. The top bolt has no spring tension, resulting in lower actuation force with a smoother operation.</li> <li>• Body Size: 1" Wide x 6 3/4" Long x 2" Deep</li> <li>• UL Listed 3 hours on 8' 0" x 10' 0" Opening</li> </ul>
IVFB458-12-MD-US26D		<p><b>FB458 - Top or Bottom Bolt / Manual Flush Bolt – Metal Doors</b></p> <ul style="list-style-type: none"> <li>• Simplified installation in metal frames. Round bolt head requires only a punched hole. Use of strike optional</li> <li>• Special design of guide and flat sided bolt tip to prevent bolt rotation</li> <li>• Body Size: 1" Wide x 6 3/4" Long x 1 1/4" Deep</li> <li>• UL Listed 3 hours on 8' 0" x 10' 0" Opening</li> </ul>
IVSB453-8-TB-US2C		<p><b>SB453 - Surface Bolt</b></p> <ul style="list-style-type: none"> <li>• Surface Bolt has 1 3/16" throw for maximum security</li> <li>• Strong tension springs prevent creep</li> <li>• Ideal for all types of doors</li> <li>• Available 8" length</li> <li>• Units packed with standard screws for added security</li> <li>• Units packed with both a universal top strike (T) and a mortise bottom strike (B).</li> <li>• Constructed of heavy duty steel</li> <li>• 8" Bolt are UL listed</li> </ul>
IVSB453-8-TB-US10B		
IVSB1630-TBL-1289-US2G		<p><b>SB1630TBL - Locking Surface Bolt</b></p> <ul style="list-style-type: none"> <li>• Standard Surface Bolt has 1" throw for maximum security</li> <li>• Ideal for all types of doors</li> <li>• Full concealed mounting prevents vandalism</li> <li>• Unit locks in both the up and the down positions. Furnished with 2 keys</li> <li>• With wood &amp; machine screws; top &amp; bottom strikes</li> <li>• Body Size: 8" Long x 3/4" Wide x 1/4" Thick</li> <li>• 1630 Series is constructed of heavy duty steel</li> <li>• Locking Surface Bolt Keyed Alike #1395</li> </ul>
IVFS555-5-SP28		<p><b>FS555 - Kick Down Holders and Parts</b></p> <ul style="list-style-type: none"> <li>• Units provide an economical method to hold open doors.</li> <li>• Cast of durable iron.</li> <li>• Non-marring rubber shoes have corrugated bottoms to provide secure grip. Rubber shoe is securely fastened with screw. When worn, shoes are easily replaced.</li> <li>• FS555 for door-to-floor clearances up to 3"</li> <li>• FS555 meets ANSI/BHMA 156.16, L11391</li> <li>• FSPART.1052 - Rubber Threaded</li> <li>• FSPART.1074 - Rubber with Screw</li> </ul>
IVFS555-5-SP4		
IVFSPART.1052		
IVFSPART.1074		

## DOOR ACCESSORIES

Product No.	Product	Description
IVFS436-US26D	<b>FS436</b> 	<b>FS436 - Floor Stops – Dome</b> <ul style="list-style-type: none"> <li>• For doors without threshold.</li> <li>• Heavy-Duty Cast Dome Stops constructed of brass, bronze or aluminum.</li> <li>• Gray, non-marring rubber bumper.</li> <li>• Packed with wood screw and plastic anchor.</li> </ul>
IVR435-1/4" US27		
IVWS404CVX-US26D		<b>WS404CVX - Wall Door Stop</b> <ul style="list-style-type: none"> <li>• 1" Base Wall Stop</li> <li>• Totally concealed mounting discourages vandalism or tampering</li> <li>• Unit furnished with grey convex rubber bumper</li> <li>• Packed with sheet metal screw, rawl plug and brad</li> </ul>
IVWS407CCV-US3	<b>WS407CCV</b> 	<b>WS407CCV - Wall Bumper</b> <ul style="list-style-type: none"> <li>• Unit is designed with a concave rubber bumper which avoids damage to locks with projecting buttons and is packed with screw and drywall anchor</li> <li>• 2 1/2" diameter x 3/8" base; 1" overall projection</li> </ul>
IVWS407CCV-US32D		<b>SR64 - Door Silencer</b> <ul style="list-style-type: none"> <li>• For use on metal frames, featuring pneumatic design that forms an air pocket to absorb shock and reduce noise of door closing</li> <li>• Tamper-proof once installed on the frame</li> </ul>
IVSR64		
IVDP1-US26D	<b>DP1</b> 	<b>Dust Proof Strike</b> <ul style="list-style-type: none"> <li>• DP1 and DP2 are designed for use with the bottom bolt of all Ives flush bolts.</li> <li>• Spring-loaded plunger returns flush to floor or threshold level anytime flush bolt is retracted, eliminating need to clean standard floor strikes.</li> </ul>
IVDP2-US26D	<b>DP2</b> 	
IVCOR52-US28		<b>Bar Coordinator</b> <ul style="list-style-type: none"> <li>• For opening with 62" - 92" with a common application of pair of 3' 0" doors</li> <li>• 1 1/2" x 3/8" steel tubing</li> <li>• Designed for use on pairs of doors when one door needs to close before the other</li> </ul>