

KEVO



kēvo

KS925-DB-15
KS926

BLUETOOTH; SATIN NICKEL
KEY FOB

SIGNATURE SERIES

Grade 2



HANCOCK

Passage

KS720H-3-6AL-SCS
KS720H-15-6AL-SCS
KS720H-26D-6AL-SCS

Entry

KS740H-3-SCAL-SCS-K2
KS740H-5-SCAL-SCS-K2
KS740H-15-SCAL-SCS-K2
KS740H-26D-SCAL-SCS-K2

Vestibule

KS750H-3-SCAL-SCS-K2
KS750H-26D-SCAL-SCS-K2

Function Description:

720 - Hall & Closet: For all interior doors where latch is required. Plain knob both sides.

740 - Entry: Keyed exterior. Turn button on interior knobs will lock or unlock both knobs.

750 - Vestibule: Plain independent turning interior knob and always locked exterior knob.

KNOBLOCKS

Grade 3



TYLO DESIGN

KS 300T



KS 200T

Finishes:
US3 BRASS
US5 ANT. BRASS

Passage

KS200T-3-SCAL-SCS
KS200T-5-SCAL-SCS
KS200T-26D-SCAL-SCS
KS200T-15-6AL-RCS PASSAGE LOCK TYLO
KS400T-15-6AL-RCS ENTRY LOCK TYLO

Bed / Bath

KS300T-3-SCAL-SCS

Entry

KS400T-3-SCAL-SCS-K2
KS400T-5-SCAL-SCS-K2
KS400T-26D-6AL-SCS-K3

KWIKSET SERIES

Grade 3



DELTA

405 Keyed Entry Lever

KS405DL-3-SCAL-SCS-K2
KS405DL-5-SCAL-SCS-K2

SIGNATURE SERIES

Grade 2



Single Cylinder

KS780-15-RFAL-SCS-K2
KS780-26D-SCAL-SCS-K2
KS780-3-SCAL-SCS-K2
KS780-5-SCAL-SCS-K2

Double Cylinder

KS785-26D-SCAL-SCS-K2
KS785-3-SCAL-SCS-K2

Features:


- SCAL = Square Corner Adjustable Latch
- RFAL = Round Face Adjustable Latch (Drive-In)
- Maximum security one way screws standard with double cylinder function
- Supplied with extra long 3" Phillips head screws for strike

KWIKSET SERIES

Grade 3



The 660 Series Deadbolt



660 Standard Duty (SINGLE CYLINDER)

KS660-3-SCAL-SCS-K2
KS660-3-RFAL-SCS-K2
KS660-5-SCAL-SCS-K2
KS660-5-RFAL-SCS-K2
KS660-15-RCAL-SCS-K2
KS660-15-SCAL-SCS-K2
KS660-26D-RFAL-SCS-K2
KS660-26D-SCAL-SCS-K2

660 Standard Duty (DOUBLE CYLINDER)

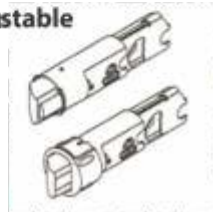
KS665-3-SCAL-SCS-K2
KS665-5-SCAL-SCS-K2

LATCHES

6 Way Adjustable

6 Way Core Only

KS81846-001 Deadlatch
KS81847-001 Plain Latch
Face Plate Kit Required



Deadlatch

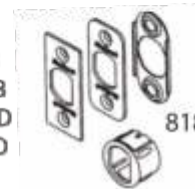
5" Mortise

KS3014-01-3



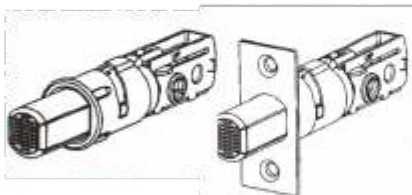
RC / SC / DI - Face Plate Kits

KS81844-001 For Deadlatch US3
KS81845-001 For Plain Latch US3
KS81844-003 For Deadlatch US26D
KS81845-003 For Plain Latch US26D



81844-001

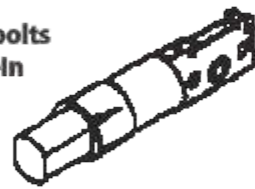
TITAN SERIES BOLTS



KS83371-001
KS83370-001

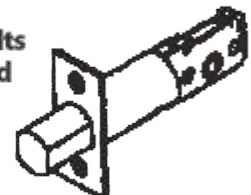
Round-DI
Square

Deadbolts Drive-In


















KS2734-01 Bolt 2 3/8" Drive-In 660
KS2735-01 Bolt 2 3/4" Drive-In 660

Deadbolts Standard



KS2728-01-3 Bolt 2 3/8" M-660
KS2729-01-3 Bolt 2 3/4" M-660

PARTS & ACCESSORIES

 <p>Large Modernization Kit • Two trim plates (3 1/2" x 10 1/2") • Latch and strike plate, for covering old style mortise locks • Brass KS214-3</p> <p>Small Modernization Kit • Two trim plates (3 3/8" x 7 1/4") • Latch and strike plate • Brass KS215-3</p>	 <p>Round Rosette • 3 7/8" for 2 3/8" or 2 1/4" backset KS293-3 KS293-5 KS293-26D</p>	
 <p>Kwikset Installation Kit <i>Heavy-duty case contains:</i> • Jig • 2 1/8" Multi-Spur Bit • 1" Spade Bit • 2 1/8" Hole Saw • Hole Saw Mandrel • 1 1/2" Multi-Spur Bit • 1 1/2" Ring Adapter • 663 Depth Stop • Wood/Metal In-line Guides • Strike Locator • Mortise Tools (Strike/latch/780) W/SQ & • Round Corner Blades KS138</p>	 <p>Cylinder Removal Tool KS81467</p>  <p>Plug Follower KS80152</p>	
 <p>KS83260-001 Smart Key Reset Cradle</p> 	<p>KS81063-009 Key Blank K-Bow NP 5-Pin KS81208 K-Bow NP 6-Pin Ultramax KS81706-US3 Screw-Pack-TH/DR-2-1/4" KS81804 Rekeying Tool-Titan Lever KS83382 Key Control Deadbolt Key Blank KS83559 Key Blank Oval Bow 6-Pin KS87615 Rekeying Tool-Titan Brass</p>	
<p>DEADBOLTS</p>		
<p>KS84220 Screw Pack, Thick Door, 880</p>  <p>KS84991 Torque Blade, 660/880, Std. Door, 2"</p>  <p>KS84992 Torque Blade, Thick Door, 660/880, 2 1/2"</p> 	<p>KS84994 Torque Blade, Thick Door, 665/885, 1 1/8"</p>  <p>KS86129-3 Screw Pack, Thick Door, 660</p>  <p>KS86130-3 Screw Pack, Thick Door, 665</p> 	<p>Deadbolts KS84215 Plug Clip</p>  <p>Knoblocks KS84345 Plug Clip</p>  <p>Deadbolts — Screw Packs KS88197-3 Th/Dr-2 1/4", Titan Knobs/Levers</p>